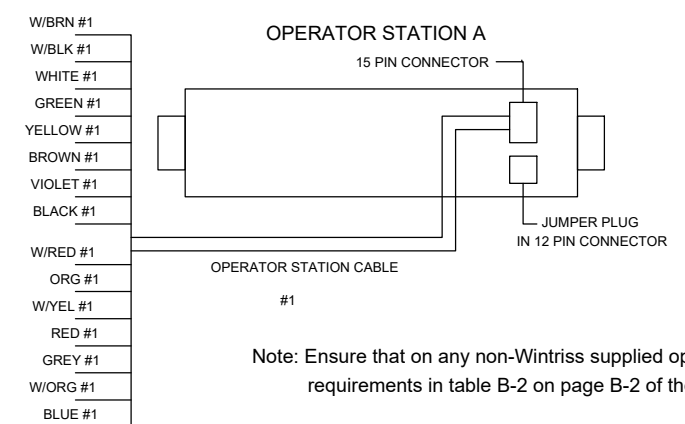

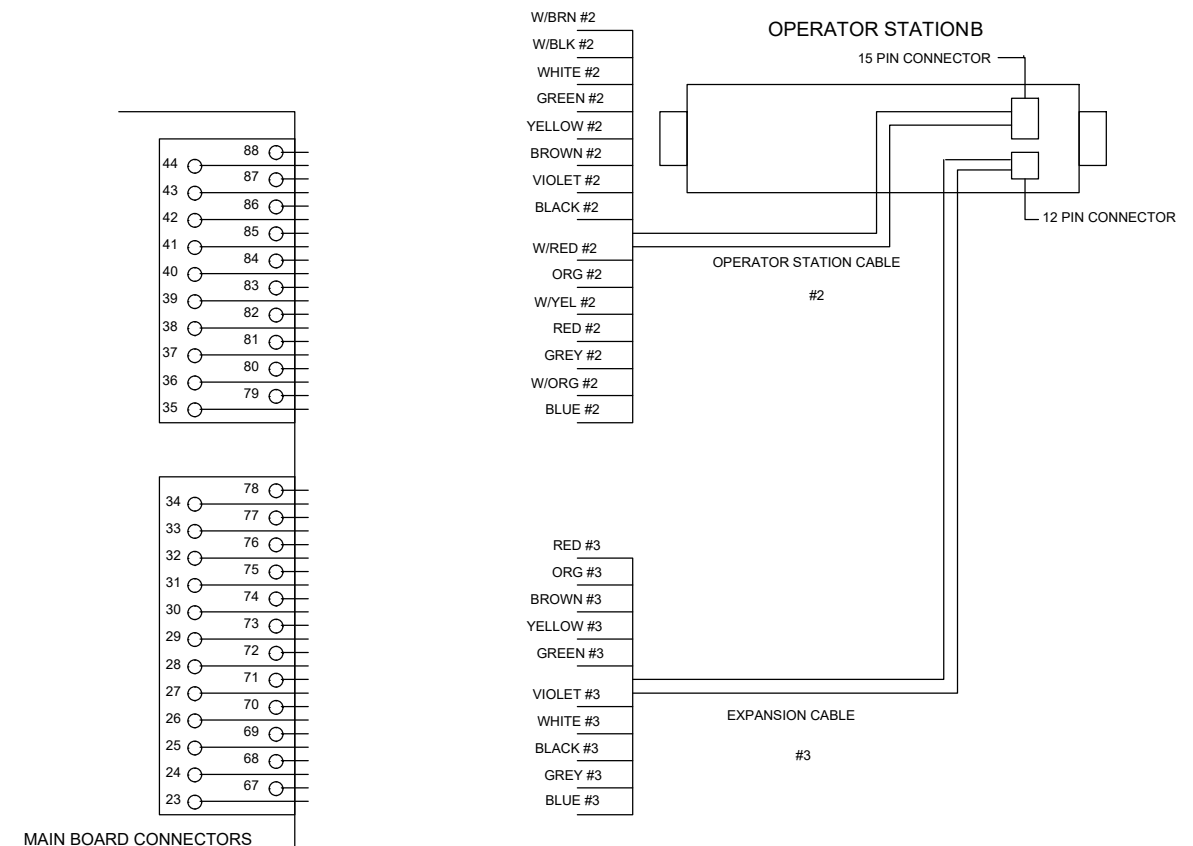


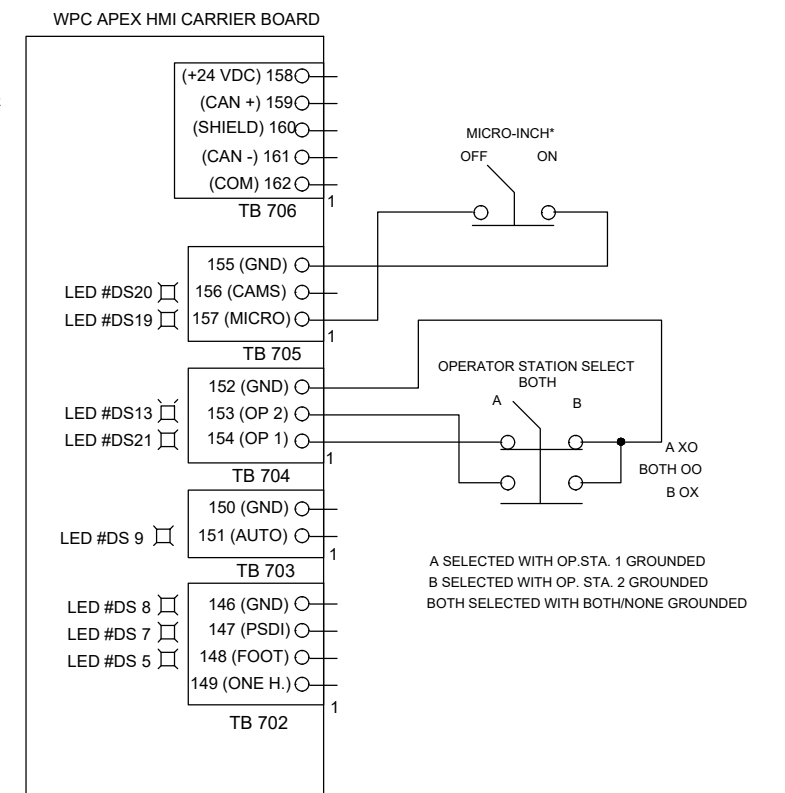
REVISIONS			
REV	DESCRIPTION	DATE	APP'D



NO CONNECTIONS FOR THE FOLLOWING WIRES:

- W/ORG # 2
- W/YEL # 2
- WHITE # 3
- BLACK # 3
- GREY # 2
- GREY # 3

Note: Ensure that on any non-Wintriss supplied operator station run buttons comply with the requirements in table B-2 on page B-2 of the press control manual.



TO MAKE MICRO INCH SELECTABLE ADD SWITCH SHOWN ABOVE*

TO TURN ON MICRO INCH ALL THE TIME JUST JUMPER THE MICRO INCH INPUT TO GROUND*

* NOT USED FOR PROCAM OR SMARTPAC INTEGRATION

DRAWN	ADB	DATE	10/23/25	WINTRISS CONTROLS GROUP			
CHK.							
APPROVALS				TITLE WPC APEX WITH DUAL OPERATOR STATION WIRING			
ENG.							
MFG.				CODE IDENT NO.	SIZE	DRAWING NUMBER	REV
FILENAME					B	FIGURE 4	
REL				SCALE		SHEET	OF